

Human alpha Taxilin protein, His tag

Cat. No. GTX00218-pro

实验应用 Functional Assay

Species Human

Package

10 µg

实验应用

应用说明

Taxilin Alpha (TXLNa) also known as interleukin-14 (IL-14) is a cytokine that controls the growth and proliferation of both normal and cancerous B cells. TXLNa induces B-cell proliferation, inhibits antibody secretion, and expands selected B-cell subgroups. This interleukin is produced mainly by T cells and certain malignant B cells. Besides, Protein Disulfide Isomerase A3 (PDIA3) has been identified as an interactor of TXLNa, thus a binding ELISA assay was conducted to detect the interaction of recombinant human TXLNa and recombinant human PDIA3. Briefly, TXLNa were diluted serially in PBS, with 0.01% BSA (pH 7.4). Duplicate samples of 100 µl were then transferred to PDIA3-coated microtiter wells and incubated for 2h at 37°C. Wells were washed with PBST and incubated for 1h with anti-TXLNa pAb, then aspirated and washed 3 times. After incubation with HRP labelled secondary antibody, wells were aspirated and washed 3 times. With the addition of substrate solution, wells were incubated 15-25 minutes at 37°C. Finally, add 50 µl stop solution to the wells and read at 450nm immediately. The binding activity of TXLNa and PDIA3 was in a dose dependent manner.

Observed MW 33 kDa.

属性

形式 Lyophilized powder

存储溶液 Reconstitute with 20mM Tris and 150mM NaCl to 0.1-1.0mg/ml. Do not vortex. Lyophilized from 20mM Tris, 150mM NaCl, 1mM EDTA, 1mM DTT, 0.01% SKL, 5% Trehalose.

保存剂 ProClin 300

存放说明 For short-term storage (1-2 weeks), store at 4°C. For long-term storage, store at -20°C or below. After reconstitution, keep as concentrated solution. Avoid freeze-thaw cycles.

Region/Sequence N-terminal His-Tag; Lys328~Glu531 (NP_787048.1)

表达系统 E. coli

纯度 > 97%

内毒素 < 1 EU/µg

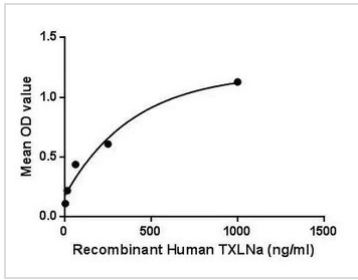
偶联 Unconjugated

注意事项 For laboratory use only. Not for any clinical, therapeutic, or diagnostic use in humans or animals. Not for animal or human consumption.



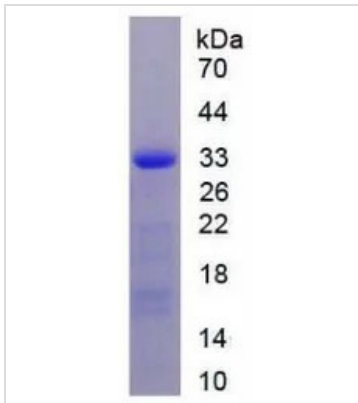
For full product information, images and publications, please visit our [website](#).

產品圖片



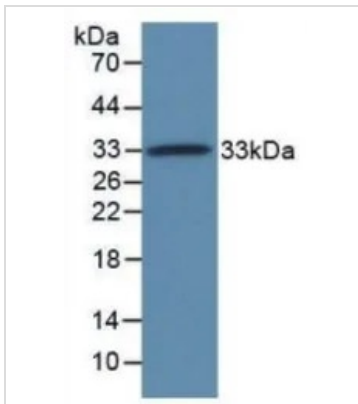
GTX00218-pro Functional Assay Image

Functional ELISA analysis of GTX00218-pro Human alpha Taxilin protein which can bind immobilized PDIA3 protein.



GTX00218-pro Image

SDS-PAGE analysis of GTX00218-pro Human alpha Taxilin protein.



GTX00218-pro Image

WB analysis of GTX00218-pro Human alpha Taxilin protein.



For full product information, images and publications, please visit our [website](#).