

## DCTD antibody

Cat. No. GTX108663

宿主	Rabbit
克隆	Polyclonal
同种型	IgG
实验应用	WB, IHC-P
种属反应	Human

## 实验应用

## 应用说明

\*最佳稀释倍数与浓度应由研究人员确认

Suggested dilution	Recommended dilution
WB	1:500-1:3000
IHC-P	1:100-1:1000

以下为常规应用缩写的中文注解

WB: 免疫印迹

ICC/IF: 细胞染色

IHC-P: 石蜡切片

IHC-Fr: 冰冻切片

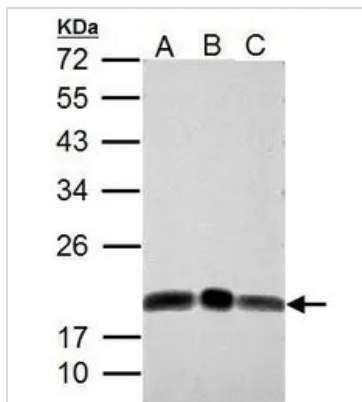
## 属性

形式	Liquid
存储溶液	PBS, 20% Glycerol
保存剂	0.01% Thimerosal
存放说明	Store as concentrated solution. Centrifuge briefly prior to opening vial. For short-term storage (1-2 weeks), store at 4°C. For long-term storage, aliquot and store at -20°C or below. Avoid multiple freeze-thaw cycles.
浓度	1 mg/ml (Please refer to the vial label for the specific concentration.)
偶联	Unconjugated
RRID	AB_2036742
注意事项	仅供实验室使用。不适用于人类或动物的任何临床, 治疗或诊断用途。不适合动物或人类食用。



For full product information, images and publications, please visit our [website](#).

## 產品圖片

**GTX108663 WB Image**

Sample (30 ug of whole cell lysate)

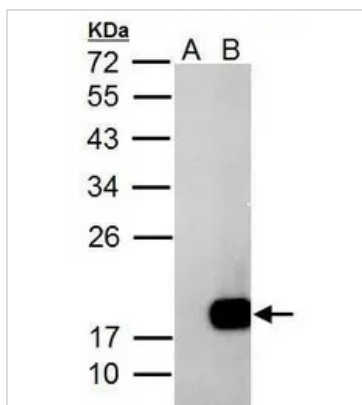
A: NT2D1

B: U87-MG

C: SK-N-SH

12% SDS PAGE

GTX108663 diluted at 1:1000

**GTX108663 WB Image**

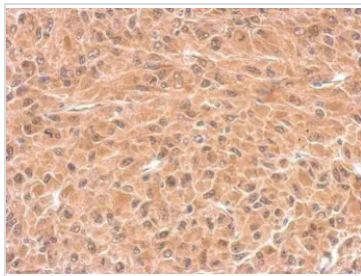
Sample (30 ug of whole cell lysate)

A: Non-transfected 293T lysates

B: DCTD transfected 293T lysates

12% SDS PAGE

GTX108663 diluted at 1:5000

**GTX108663 IHC-P Image**

DCTD antibody detects DCTD protein at cytosol on U87 xenograft by immunohistochemical analysis.

Sample: Paraffin-embedded U87 xenograft.

DCTD antibody (GTX108663) dilution: 1:500.

Antigen Retrieval: Trilogy™ (EDTA based, pH 8.0) buffer, 15min



For full product information, images and publications, please visit our [website](#).