

ZNF174 antibody

Cat. No. GTX55226

宿主	Rabbit
克隆	Polyclonal
同种型	IgG
实验应用	WB, ICC/IF, IHC-P
种属反应	Human, Mouse, Rat

实验应用

应用说明

*最佳稀释倍数与浓度应由研究人员确认

Suggested dilution	Recommended dilution
WB	1:500 - 1:1000
ICC/IF	1:100 - 1:500
IHC-P	1:100 - 1:200

以下为常规应用缩写的中文注解

WB: 免疫印迹

ICC/IF: 细胞染色

IHC-P: 石蜡切片

IHC-Fr: 冰冻切片

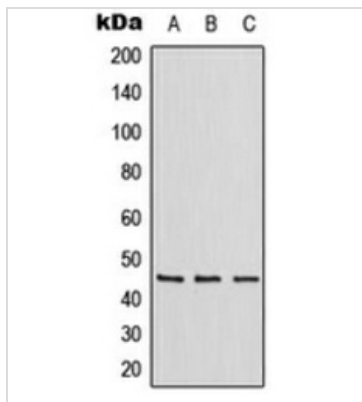
属性

形式	Liquid
存储溶液	0.42% Potassium Phosphate, 0.87% NaCl, 30% Glycerol
保存剂	0.01% Sodium azide
存放说明	Store as concentrated solution. Centrifuge briefly prior to opening vial. For short-term storage (1-2 weeks), store at 4°C. For long-term storage, aliquot and store at -20°C or below. Avoid multiple freeze-thaw cycles.
浓度	Batch dependent (Please refer to the vial label for the specific concentration.)
偶联	Unconjugated
注意事项	仅供实验室使用。不适用于人类或动物的任何临床, 治疗或诊断用途。不适合动物或人类食用。

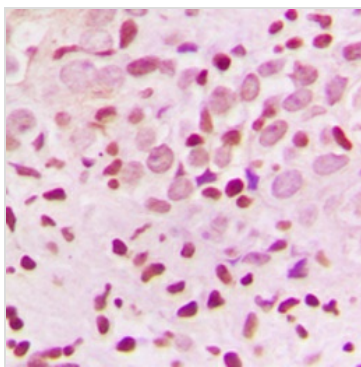


For full product information, images and publications, please visit our [website](#).

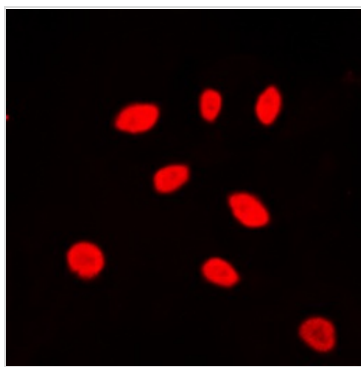
產品圖片

**GTX55226 WB Image**

WB analysis of Jurkat (A), Raw264.7 (B), H9C2 (C) whole cell lysates using GTX55226 ZNF174 antibody.

**GTX55226 IHC-P Image**

IHC-P analysis of formalin fixed human breast cancer tissue section using GTX55226 ZNF174 antibody.
Antigen retrieval : Heat mediated antigen retrieval with sodium citrate buffer (pH 6.0)

**GTX55226 ICC/IF Image**

ICC/IF analysis of formalin-fixed Jurkat cells using GTX55226 ZNF174 antibody.

Red : Primary antibody

Blue : DAPI

Permeabilization : 0.1% Triton X-100 in TBS for 5-10 minutes



For full product information, images and publications, please visit our [website](#).